

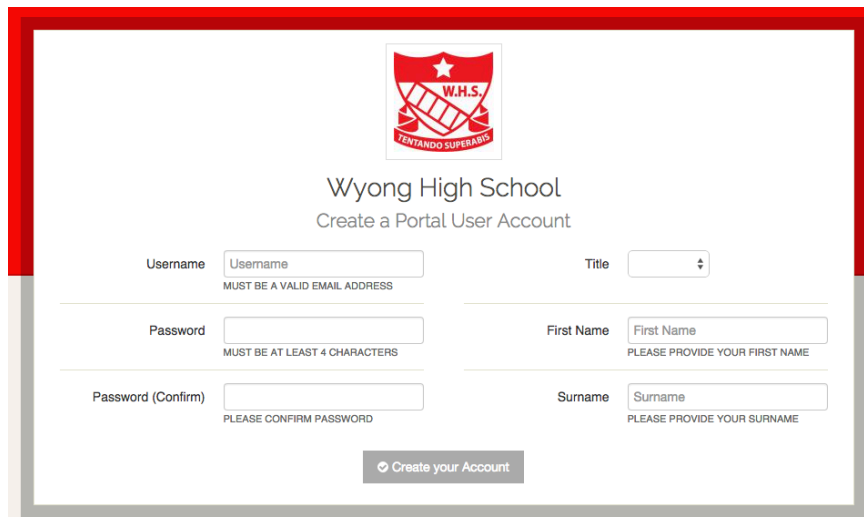
Wyong High School Parent Portal

The Student and Parent Portals are a new initiative the school has undertaken. It will provide access to information such as student timetables and attendance.

Registration

1. Registration is very easy. Simply navigate to the below address and follow the prompts.

<http://web2.wyong-h.schools.nsw.edu.au/portal/register/>

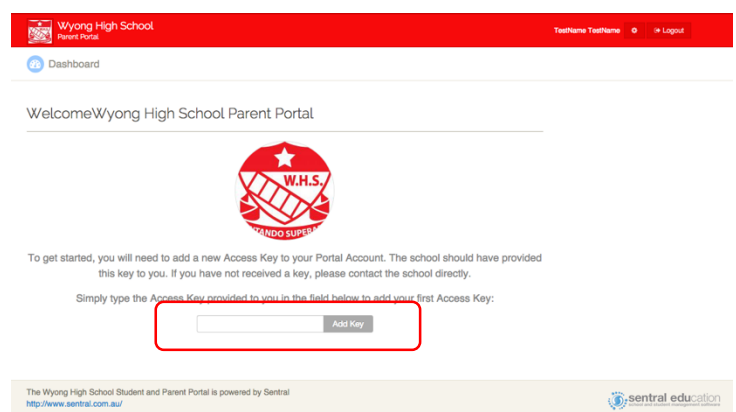


The screenshot shows the registration page for the Wyong High School Parent Portal. At the top center is the school's crest, which features a star and the motto 'TENTANDO SUPERABIS'. Below the crest, the text reads 'Wyong High School' and 'Create a Portal User Account'. The form consists of several input fields: 'Username' (with a note 'MUST BE A VALID EMAIL ADDRESS'), 'Title' (a dropdown menu), 'Password' (with a note 'MUST BE AT LEAST 4 CHARACTERS'), 'First Name' (with a note 'PLEASE PROVIDE YOUR FIRST NAME'), 'Password (Confirm)' (with a note 'PLEASE CONFIRM PASSWORD'), and 'Surname' (with a note 'PLEASE PROVIDE YOUR SURNAME'). A 'Create your Account' button is located at the bottom center of the form.

2. Your account will then have to be approved by a staff member, you will be notified by email of your successful registration.

Adding Students to an Account

1. Once your account has been approved, simply add the Family Key (Provided by the school) to gain access to your student/s information.
2. Once you have added your student/s to your account you will then have access to their information.



The screenshot shows the dashboard of the Wyong High School Parent Portal. At the top, there is a red header with the school's name and a 'Logout' button. Below the header, there is a 'Dashboard' link. The main content area features the school's crest and a welcome message: 'Welcome Wyong High School Parent Portal'. Below this, there is a message: 'To get started, you will need to add a new Access Key to your Portal Account. The school should have provided this key to you. If you have not received a key, please contact the school directly.' A text input field is provided for the user to enter their 'Access Key', with an 'Add Key' button next to it. At the bottom of the page, there is a footer with the text 'The Wyong High School Student and Parent Portal is powered by Sentral' and the URL 'http://www.sentral.com.au/'.

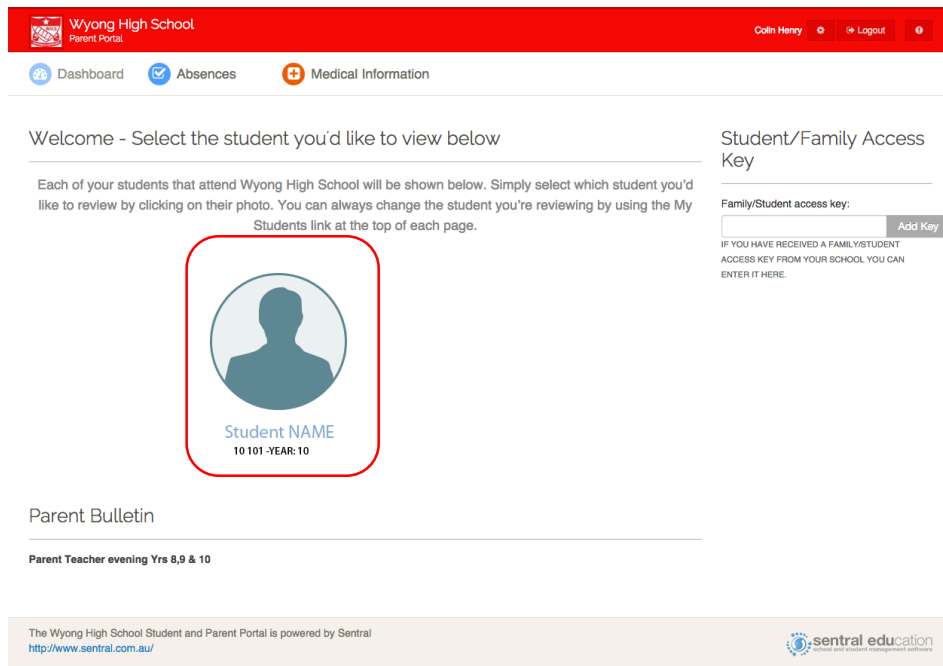
How to access the Parent Portal

1. To access the Parent Portal visit the below address:

<http://web2.wyong-h.schools.nsw.edu.au/portal>

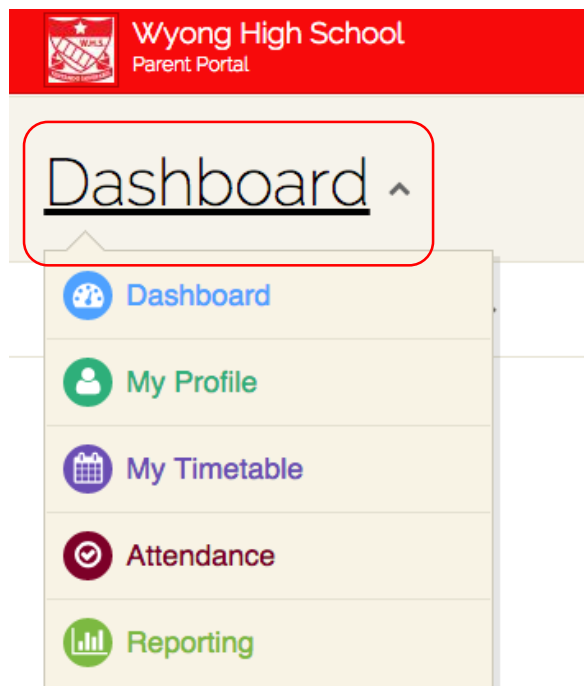
How to view Student Information

1. Click on the Student whose information you would like to view.



The screenshot shows the Wyong High School Parent Portal interface. At the top, there is a red header with the school logo and name, and a user profile for Colin Henry with a Logout button. Below the header is a navigation bar with icons for Dashboard, Absences, and Medical Information. The main content area is titled "Welcome - Select the student you'd like to view below". It contains a paragraph of instructions and a list of student profiles. One profile is highlighted with a red box, showing a silhouette icon, the text "Student NAME", and "10 101 - YEAR: 10". To the right, there is a "Student/Family Access Key" section with a text input field and an "Add Key" button. Below this is a "Parent Bulletin" section with a link to "Parent Teacher evening Yrs 8,9 & 10". At the bottom, there is a footer with the text "The Wyong High School Student and Parent Portal is powered by Sentral" and the Sentral Education logo.

2. Click on "Dashboard" and select the required information.



The screenshot shows the Wyong High School Parent Portal interface with the "Dashboard" menu open. The menu is a vertical list of options: Dashboard, My Profile, My Timetable, Attendance, and Reporting. The "Dashboard" option is highlighted with a red box. The background shows the same red header and navigation bar as the previous screenshot.

For further information, please visit the Wyong High School Website or

Email: Colin.henry@det.nsw.edu.au